

# ELANTRA



# Admired by over 11.5 million<sup>^</sup> owners globally

The ELANTRA holds the world in awe with its exceptional quality and value beyond expectation. It is the unchallenged benchmark for Dynamic Precision, cutting-edge Exterior Styling and in all aspects it is the true definition of a modern premium car. The ELANTRA has evolved with each generation and now its 6<sup>th</sup> Generation is undoubtedly the best ELANTRA ever made.

# Topping the charts worldwide

Over the years, the ELANTRA has won numerous laurels like The North American Car of the Year 2012, Canadian Car of the Year 2012, South African Car of the Year 2012, IF Design Award 2016 and many more. Having won the IIHS Top Safety Pick (2011, 2012, 2015), IIHS Top Safety Pick+ (2013, 2016) accreditation and NHTSA Five Star Safety Rating 2015, it has carved a niche for itself with its exceptionally high safety standards.

1<sup>st</sup>  
Generation  
1990

2<sup>nd</sup>  
Generation  
1995

3<sup>rd</sup>  
Generation  
2000

4<sup>th</sup>  
Generation  
2006

5<sup>th</sup>  
Generation  
2010

6<sup>th</sup>  
Generation  
2016



<sup>^</sup>Till July 2016





# Dynamic Design

With an imposing stance and breathtaking exterior styling, the ELANTRA is sure to attract all the attention on the roads. Its globally acclaimed Fluidic Sculpture 2.0 design and sporty presence make it stand out from afar.

- Globally Acclaimed Fluidic Sculpture 2.0 Design
- Shark Fin Antenna
- Chrome Finish Beltline
- R16 Gun Metal Finish Alloys
- Outside Mirror Welcome Function



LED Rear Combination Lamps



3 Dimensional Radiator Grille



HID Headlamps with LED DRL



Chrome Door Handle with Pocket Light



Projector Fog Lamp





# Premium Interiors



Rear Seat Armrest with Cup Holders



Premium Aluminium Scuff Plates



Advanced Supervision Cluster with Large 3.5 mono TFT Screen

Discover a world of affluence with the ELANTRA. Get overwhelmed with its plush interiors and arrive in style wherever you go.

Premium Black Interiors with Leather\* Seats | Sporty Aluminium Pedals | Driver Centric Ergonomic Design

\*Leatherette






# Driving Performance

Experience the exhilarating power of its diesel and petrol engines.  
Watch the world go by in a blur.

Auto Cruise Control

Nu 2.0 Petrol

Best in Segment



MPI Technology

Max. Power

152<sub>ps</sub>/6,200<sub>rpm</sub>

U2 1.6 Diesel



VGT Technology

Max. Power

128<sub>ps</sub>/4,000<sub>rpm</sub>

Mileage

22.54<sup>#</sup><sub>kmpl</sub> (MT)

Best in Segment

#ARAI



Drive Mode Select: Eco & Sport Mode



6-speed AT6-speed MT





# Smart Comfort



Rear Camera with 4 Parking Sensors



Front Seat Ventilation System



Smart Electric Sunroof



Rear AC Vent



Hands Free Smart Trunk

Discover innovation like never before. The ELANTRA comes with class-leading features, thoughtfully crafted to offer an effortless driving experience.

---

10-way Adjustable Power Driver Seat with Electric Lumbar Support | Dual Zone FATC with Cluster Ionizer  
Smart Key and Push Button Start/Stop | Tilt & Telescopic Steering | Auto Defogger | Electro Chromic Mirror  
USB Charger | Ski Pass Through Rear Seat



# The Smarter Drive

Technology gets better when it knows you well. Make your drive more enjoyable with the best-in-segment infotainment system with smartphone connectivity and voice recognition.

8.0 HD Touch Screen Multimedia System | 4 + 2 Speaker System



Arkamys Sound Mood



MirrorLink



Apple CarPlay Connectivity



Android Auto Connectivity



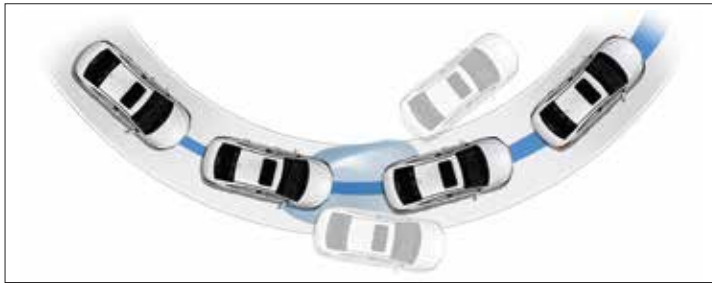
8.0 HD Smart Audio Video Navigation System with Voice Command



# Advanced Safety



Strong Structure with 53% Advanced High Strength Steel



Electronic Stability Control (ESC)



Hill-start Assist Control (HAC)



Vehicle Stability Management (VSM)



Six Airbags (Driver, Passenger, Side & Curtain)

The ELANTRA is designed with a top-of-the-line active and passive safety features that ensure complete passenger safety in all conditions.

---

ABS with EBD (Standard)

KEY FEATURES

Features		S	SX	SX AT	SX(O)	SX(O) AT
FUEL OPTION						
Petrol		•	•	•	•	•
Diesel		•	•	-	•	•
SAFETY						
Airbags	Driver & Passenger	S	S	S	S	S
	Side & Curtain	-	-	-	-	S
ABS with EBD		S	S	S	S	S
Electronic Stability Control (ESC)		-	-	-	S	S
Vehicle Stability Management (VSM)		-	-	-	S	S
Hill-start Assist Control (HAC)		-	-	-	S	S
Rear Parking Sensors		-	S	S	S	S
Projector Fog Lamp		-	S	S	S	S
Impact Sensing Door Unlock		S	S	S	S	S
Speed Sensing Auto Door Lock		-	-	-	-	S
Clutch Lock		S	S	-	S	-
Electronic Type Shift Lock		-	-	S	-	S
Front Seat Belt Pre-tensioner		S	S	S	S	S
Front Height Adjustable Seatbelts		S	S	S	S	S
Automatic Headlight Control		S	S	S	S	S
Front and Rear Disc Brakes		S	S	S	S	S
EXTERIOR						
Projector Headlamps	Halogen	S	S	S	-	-
	High Intensity Discharge (HID)	-	-	-	S	S
LED DRL & Positioning Lamp		-	-	-	S	S
LED Tail Lamp		-	S	S	S	S
Electric Sunroof with Pinch Guard		-	-	-	-	S
Body Coloured Outside Rear View Mirror with Turn Indicators		S	S	S	S	S
Chrome Radiator Grille		-	S	S	S	S
Chrome Finish Beltline		-	S	S	S	S
Body Coloured Door Handles		S	S	S	-	-
Chrome Outside Door Handles		-	-	-	S	S
Door Pocket Light		-	-	-	S	S
Glass Antenna		S	S	S	S	S
Shark Fin Antenna		-	S	S	S	S
10-spoke Alloy Wheels with Gun Metal Finish		S	S	S	S	S
Silica Tyre		S	S	S	S	S
INTERIOR						
Premium Black Interiors with Silver Detailing		S	S	S	S	S
Upholstery	Leather**	-	-	-	S	S
	Fabric	S	S	S	-	-
Leather Package	Steering Wheel	-	S	S	S	S
	Gear Knob	-	S	S	S	S
Silver Finish Inside Door Handles		S	S	S	S	S
Door Scuff Plate	DLX Type with Emblem	-	-	-	S	S
	STD	S	S	S	-	-
Aluminium Pedals		-	-	-	S	S
High Gloss Finish	AC Vents	S	S	S	S	S
	Audio Panel	S	S	S	S	S
	AC Panel	S	S	S	S	S
	Gear Knob & Panel	S	S	S	S	S
COMFORT						
10-way Adjustable Power Driver Seat with Electric Lumbar Support		-	-	-	S	S

BODY COLORS



Marina Blue



Polar White



Sleek Silver



Phantom Black



Red Passion


TECHNICAL SPECIFICATIONS

Items	Nu 2.0 Petrol	U2 1.6 Diesel
DIMENSIONS		
Overall Length (mm)	4,570	
Overall Width (mm)	1,800	
Overall Height (mm)	1,465	
Wheelbase (mm)	2,700	
Front Track (mm)	1,555	
Rear Track (mm)	1,564	
Fuel Tank (ltr)	50	
ENGINE		
Configuration	4 Cylinder, 16 Valves	4 Cylinder, 16 Valves
Valvetrain Type	DOHC with Dual VTVT	DOHC with VGT
Displacement (cc)	1,999	1,582
Fuel System	Multi Point Injection	Common Rail Direct Injection
Maximum Power (ps/rpm)	152 / 6,200	128 / 4,000
Maximum Torque (kgm/rpm)	19.6 / 4,000	26.5 / 1,900 - 2,750
TRANSMISSION		
Type	6-speed Automatic & 6-speed Manual	
SUSPENSION		
Front	McPherson Strut	
Rear	Coupled Torsion Beam Axle	
Shock Absorber	Gas Type With HRS	
BRAKES		
Front	Disc	
Rear	Disc	
TYRE		
Size	205/60 R16	

Apple CarPlay is a trademark of Apple Inc. Android is a trademark of Google Inc. \*\*Leatherette

DIMENSIONS

unit : mm





Dealer's Name & Address

## Special Customer Care



Complete Peace of Mind



Relationship Rewards

3 Years / Unlimited kms Warranty\*

3 Years / 30,000 km Free Maintenance

3 Years Roadside Assistance

3 Times Map Care Update

3 Home Visits (15th Day, 6th Month & 1.5 Year)

For more details,  
please consult your Hyundai Dealers.

**HYUNDAI MOTOR INDIA LTD.**

2nd, 5th & 6th Floor, Corporate One - Baani Building,  
Plot No. 5, Commercial Centre, Jasola, New Delhi-110025

Visit us at [www.hyundai.co.in](http://www.hyundai.co.in) or call us at 1800-11-4645 (Toll Free) 098-7356-4645.

Some of the equipments illustrated or described in this leaflet may not be supplied as standard equipment and may be available at extra cost. \*Terms & conditions apply. • Hyundai Motor India reserves the right to change specifications and equipment without prior notice. • The colour plates shown may vary slightly from the actual colours due to the limitations of the printing process. • Please consult your dealer for full information and availability on colours and trim.